

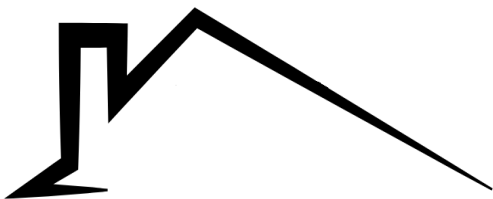
LONDON

MARKET SNAPSHOT

OCTOBER 2022 Compared OCTOBER 2021

ROYAL LEPAGE
TRILAND REALTY
 REAL ESTATE BROKERAGE

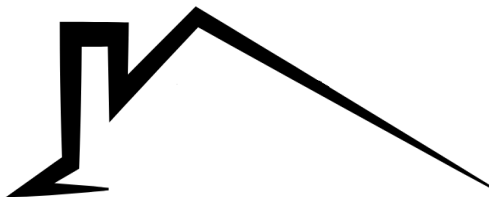
www.royallepagetriland.com



2022
AVG SALES PRICE

\$630,282

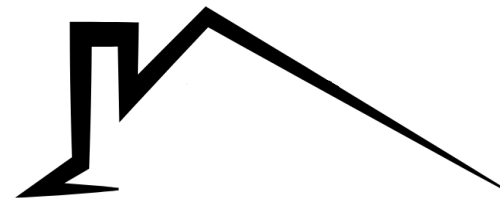
- 3.10% DOWN OVER 2021



2022
UNITS SOLD

355

- 43.10% DOWN OVER 2021



2022
NEW LISTINGS

637

4.90% UP OVER 2021

2022
ACTIVE LISTINGS

1003

259.50% UP OVER 2021

2022
SALES TO NEW LISTINGS RATIO

55.70%

102.80% - 2021

2022
MONTHS OF INVENTORY

2.8 MONTHS

0.4 MONTHS - 2021

AREA

NORTH
SOUTH
EAST

AVG PRICE

\$814,524
\$593,593
\$491,525

INCR/
DEC

+ 4.00%
- 7.40%
- 6.10%