

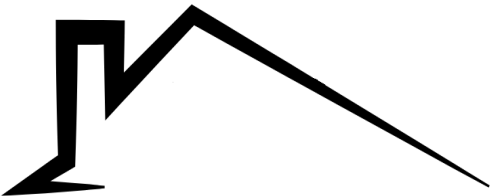
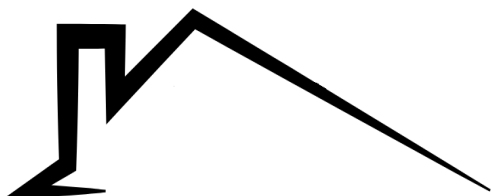
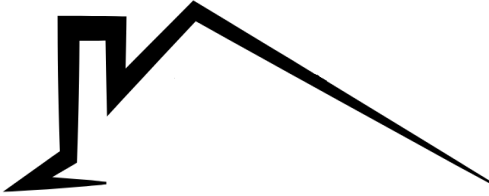
INGERSOLL

MARKET SNAPSHOT

FEBRUARY 2023 Compared FEBRUARY 2022



www.royallepagetriland.com

 2023 AVG SALES PRICE \$575,713 - 27.50% DOWN OVER 2022	 2023 UNITS SOLD 15 - 31.80% DOWN OVER 2022	 2023 NEW LISTINGS 26 8.30% UP OVER 2022
2023 ACTIVE LISTINGS 38 442.90% UP OVER 2022	2023 SALES TO NEW LISTINGS RATIO 57.70% 91.70% - 2022	2023 MONTHS OF INVENTORY 2.5 MONTHS 0.3 MONTHS - 2022

Source: Canadian MLS ® Systems, CREA - Statistics Based On Month Over Month Of Previous Year. *Independently Owned & Operated Brokerage