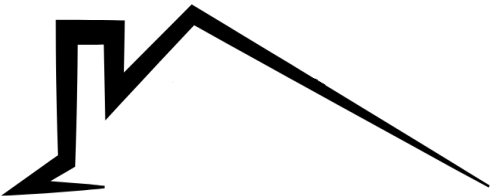
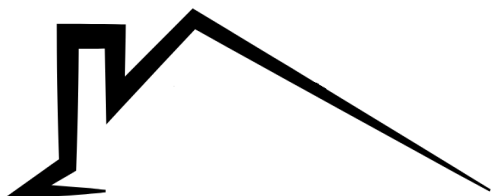
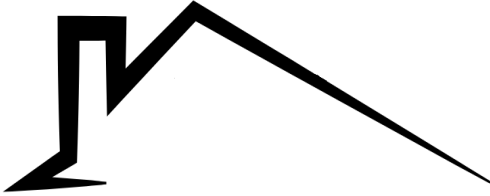


ST. THOMAS MARKET SNAPSHOT

FEBRUARY 2023 Compared FEBRUARY 2022



www.royallepagetriland.com

 2023 AVG SALES PRICE \$552,500 - 25.30% DOWN OVER 2022	 2023 UNITS SOLD 53 - 38.40 DOWN OVER 2022	 2023 NEW LISTINGS 74 -20.40% DOWN OVER 2022
2023 ACTIVE LISTINGS 115 505.30% UP OVER 2022	2023 SALES TO NEW LISTINGS RATIO 71.60% 92.50% - 2022	2023 MONTHS OF INVENTORY 2.2 MONTHS 0.2 MONTHS - 2022

Source: Canadian MLS ® Systems, CREA - Statistics Based On Month Over Month Of Previous Year. *Independently Owned & Operated Brokerage