

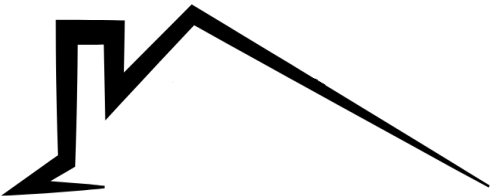
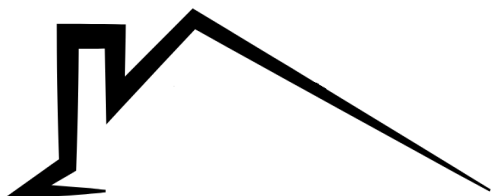
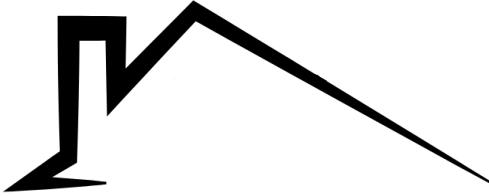
# WOODSTOCK

# MARKET SNAPSHOT

FEBRUARY 2023 Compared FEBRUARY 2022



[www.royallepagetriland.com](http://www.royallepagetriland.com)

 <p>2023 AVG SALES PRICE</p> <p><b>\$611,773</b></p> <p>- 26.50% DOWN OVER 2022</p>	 <p>2023 UNITS SOLD</p> <p><b>37</b></p> <p>- 53.20% DOWN OVER 2022</p>	 <p>2023 NEW LISTINGS</p> <p><b>69</b></p> <p>- 24.20% DOWN OVER 2022</p>
<p>2023 ACTIVE LISTINGS</p> <p><b>103</b></p> <p>312.00% UP OVER 2022</p>	<p>2023 SALES TO NEW LISTINGS RATIO</p> <p><b>53.60%</b></p> <p>86.80% - 2022</p>	<p>2023 MONTHS OF INVENTORY</p> <p><b>2.8</b> MONTHS</p> <p>0.3 MONTHS - 2022</p>

Source: Canadian MLS ® Systems, CREA - Statistics Based On Month Over Month Of Previous Year. \*Independently Owned & Operated Brokerage