

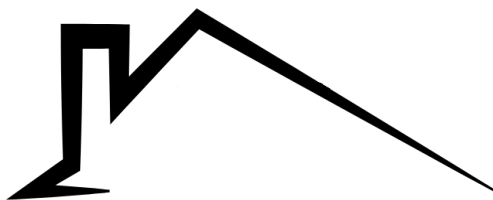
# LONDON

## MARKET SNAPSHOT

APRIL 2022 Compared APRIL 2021

**ROYAL LEPAGE**  
**TRILAND REALTY**  
 REAL ESTATE BROKERAGE

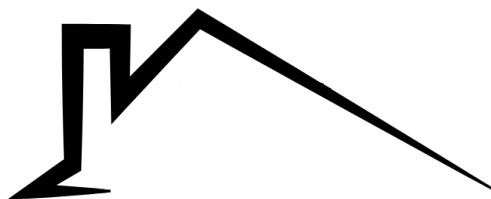
[www.royallepagetriland.com](http://www.royallepagetriland.com)



2022  
AVG SALES PRICE

**\$747,433**

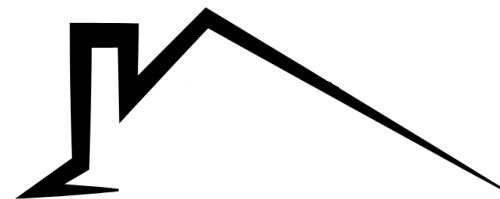
16.40% UP OVER 2021



2022  
UNITS SOLD

**596**

-27.60% DOWN OVER 2021



2022  
NEW LISTINGS

**1175**

9.70% UP OVER 2021

2022  
ACTIVE  
LISTINGS

**737**

59.50% UP OVER 2021

2022  
SALES TO NEW  
LISTINGS RATIO

**50.70%**

76.80% - 2021

2022  
MONTHS OF  
INVENTORY

**1.2** MONTHS

0.6 MONTHS - 2021

AREA NORTH  
SOUTH  
EAST

AVG PRICE \$874,712  
\$772,829  
\$597,652

INCR/ DEC +15.10%  
+19.10%  
+18.70%