

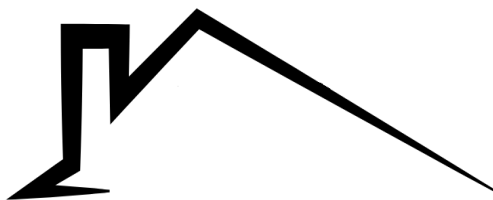
LONDON

MARKET SNAPSHOT

AUGUST 2022 Compared AUGUST 2021

ROYAL LEPAGE
TRILAND REALTY
REAL ESTATE BROKERAGE

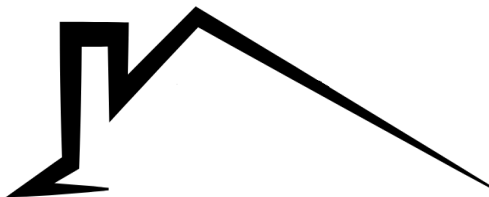
www.royallepagetriland.com



2022
AVG SALES PRICE

\$648,036

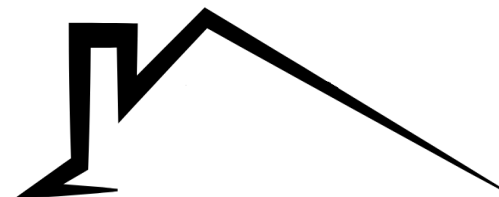
5.20% UP OVER 2021



2022
UNITS SOLD

607

- 34.80% DOWN OVER 2021



2022
NEW LISTINGS

1071

5.10% UP OVER 2021

2022
ACTIVE
LISTINGS

1639

174.50% UP OVER 2021

2022
SALES TO NEW
LISTINGS RATIO

56.70%

91.40% - 2021

2022
MONTHS OF
INVENTORY

2.7 MONTHS

0.6 MONTHS - 2021

AREA
NORTH
SOUTH
EAST

AVG
PRICE
\$777,251
\$630,632
\$504,787

INCR/
DEC
+ 7.20%
- 0.10%
+ 5.30%