

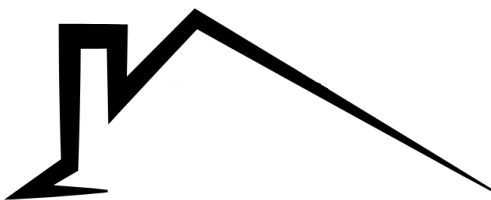
LONDON

MARKET SNAPSHOT

DECEMBER 2022 Compared DECEMBER 2021

ROYAL LEPAGE
TRILAND REALTY
 REAL ESTATE BROKERAGE

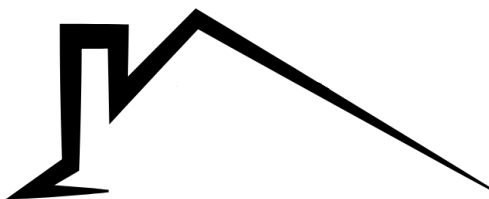
www.royallepagetriland.com



**2022
AVG SALES PRICE**

\$591,526

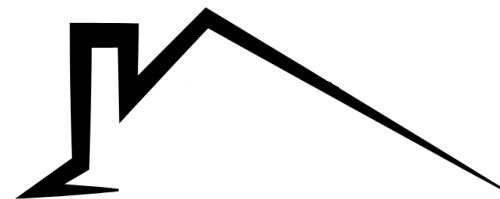
- 15.80% DOWN OVER 2021



**2022
UNITS SOLD**

202

- 45.10% DOWN OVER 2021



**2022
NEW LISTINGS**

260

- 10.00% DOWN OVER 2021

**2022
ACTIVE
LISTINGS**

660

617.40% UP OVER 2021

**2022
SALES TO NEW
LISTINGS RATIO**

77.70%

120.80% - 2021

**2022
MONTHS OF
INVENTORY**

3.3 MONTHS

0.3 MONTHS - 2021

AREA

NORTH
SOUTH
EAST

**AVG
PRICE**

\$713,297
\$613,050
\$448,002

**INCR/
DEC**

- 18.40%
 - 16.30%
 - 20.10%