

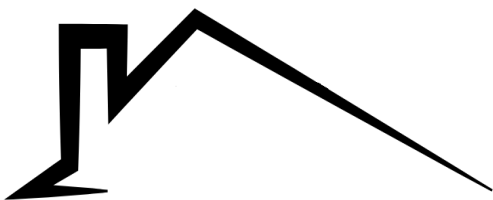
# LONDON

# MARKET SNAPSHOT

JANUARY 2023 Compared JANUARY 2022

**ROYAL LEPAGE**  
**TRILAND REALTY**  
REAL ESTATE BROKERAGE

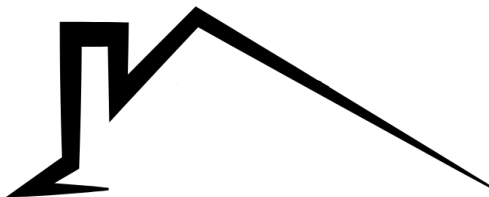
[www.royallepagetriland.com](http://www.royallepagetriland.com)



2023  
AVG SALES PRICE

**\$564,664**

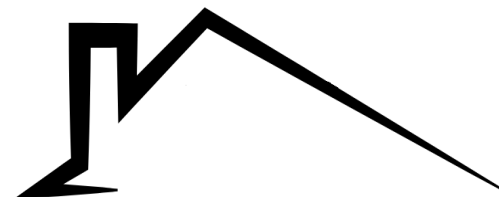
- 26.50% DOWN OVER 2022



2023  
UNITS SOLD

**250**

- 37.20% DOWN OVER 2022



2023  
NEW LISTINGS

**540**

13.20% UP OVER 2022

2023  
ACTIVE  
LISTINGS

**717**

397.90% UP OVER 2022

2023  
SALES TO NEW  
LISTINGS RATIO

**46.30%**

83.40% - 2022

2023  
MONTHS OF  
INVENTORY

**2.9** MONTHS

0.4 MONTHS - 2022

AREA  
NORTH  
SOUTH  
EAST

AVG  
PRICE  
\$678,923  
\$593,949  
\$438,838

INCR/  
DEC  
- 23.20%  
- 26.30%  
- 29.00%