

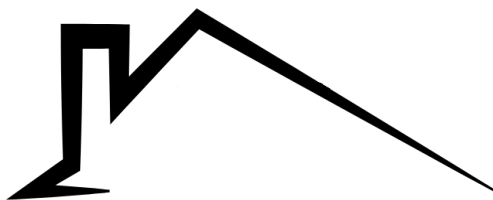
LONDON

MARKET SNAPSHOT

JUNE 2022 Compared JUNE 2021

ROYAL LEPAGE
TRILAND REALTY
 REAL ESTATE BROKERAGE

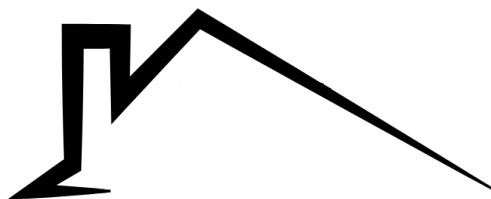
www.royallepagetriland.com



2022
AVG SALES PRICE

\$688,644

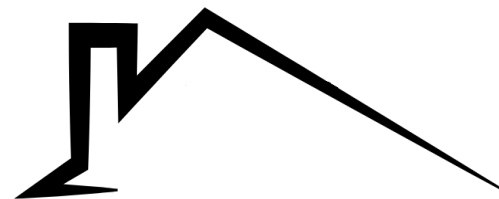
11.20% UP OVER 2021



2022
UNITS SOLD

499

-39.70% DOWN OVER 2021



2022
NEW LISTINGS

1237

12.80% UP OVER 2021

2022
ACTIVE
LISTINGS

1240

128.80% UP OVER 2021

2022
SALES TO NEW
LISTINGS RATIO

40.30%

75.40% - 2021

2022
MONTHS OF
INVENTORY

2.5 MONTHS

0.7 MONTHS - 2021

AREA NORTH
SOUTH
EAST

AVG PRICE \$807,984
\$696,067
\$547,492

INCR/ DEC +12.20%
+11.00%
+10.50%