

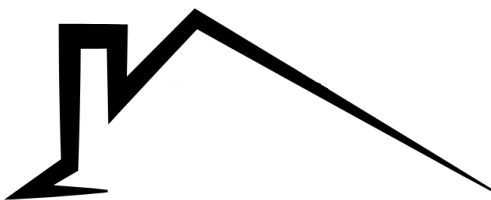
# LONDON

# MARKET SNAPSHOT

JULY 2022 Compared JULY 2021

**ROYAL LEPAGE**  
**TRILAND REALTY**  
 REAL ESTATE BROKERAGE

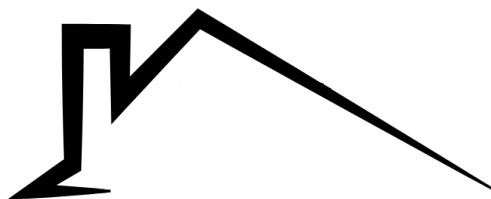
[www.royallepagetriland.com](http://www.royallepagetriland.com)



2022  
AVG SALES PRICE

**\$673,606**

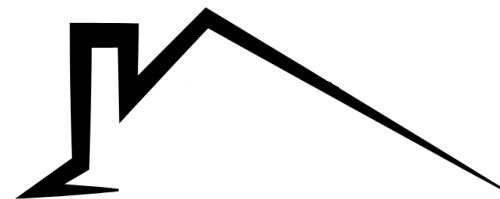
8.50% UP OVER 2021



2022  
UNITS SOLD

**377**

- 44.10% DOWN OVER 2021



2022  
NEW LISTINGS

**871**

8.50% UP OVER 2021

2022  
ACTIVE  
LISTINGS

**1210**

145.20% UP OVER 2021

2022  
SALES TO NEW  
LISTINGS RATIO

**43.30%**

84.10% - 2021

2022  
MONTHS OF  
INVENTORY

**3.2** MONTHS

0.7 MONTHS - 2021

AREA NORTH  
SOUTH  
EAST

AVG PRICE \$764,082  
\$669,723  
\$559,189

INCR/ DEC + 8.50%  
+ 4.80%  
+ 9.70%