

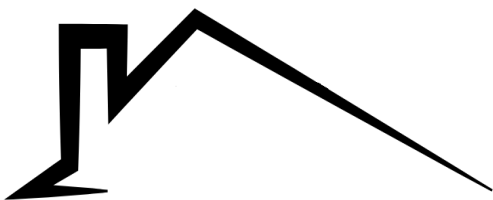
LONDON

MARKET SNAPSHOT

MARCH 2023 Compared MARCH 2022

ROYAL LEPAGE
TRILAND REALTY
REAL ESTATE BROKERAGE

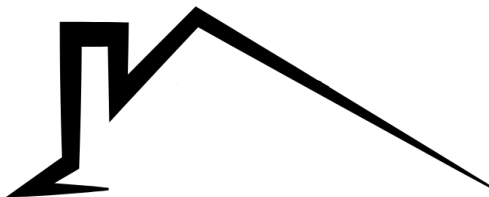
www.royallepagetriland.com



2023
AVG SALES PRICE

\$631,358

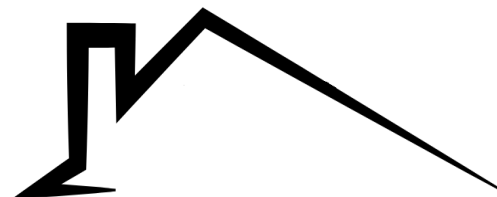
- 21.70% DOWN OVER 2022



2023
UNITS SOLD

468

- 36.80% DOWN OVER 2022



2023
NEW LISTINGS

712

-37.80% DOWN OVER 2022

2023
ACTIVE
LISTINGS

788

67.30% UP OVER 2022

2023
SALES TO NEW
LISTINGS RATIO

65.70%

64.80% - 2022

2023
MONTHS OF
INVENTORY

1.7 MONTHS

0.6 MONTHS - 2022

AREA
NORTH
SOUTH
EAST

AVG
PRICE
\$749,499
\$659,698
\$476,392

INCR/
DEC
- 20.80%
- 20.10%
- 28.40%