

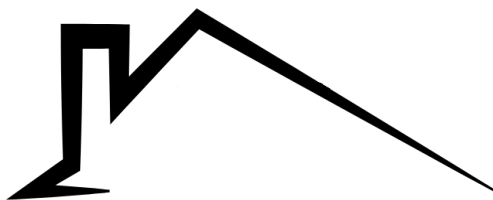
# LONDON

# MARKET SNAPSHOT

MAY 2022 Compared MAY 2021

**ROYAL LEPAGE**  
**TRILAND REALTY**  
 REAL ESTATE BROKERAGE

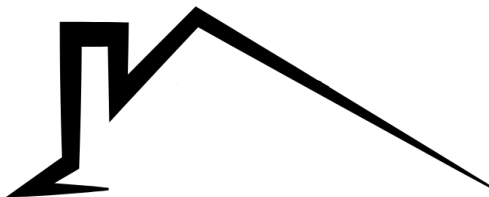
[www.royallepagetriland.com](http://www.royallepagetriland.com)



2022  
AVG SALES PRICE

**\$743,635**

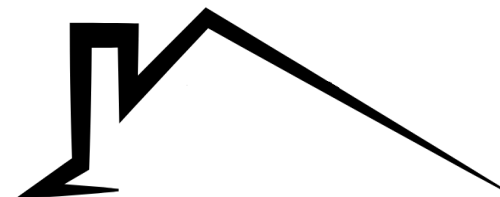
18.00% UP OVER 2021



2022  
UNITS SOLD

**613**

-38.30% DOWN OVER 2021



2022  
NEW LISTINGS

**1367**

23.00% UP OVER 2021

2022  
ACTIVE  
LISTINGS

**1025**

114.90% UP OVER 2021

2022  
SALES TO NEW  
LISTINGS RATIO

**44.80%**

82.70% - 2021

2022  
MONTHS OF  
INVENTORY

**1.7** MONTHS

0.5 MONTHS - 2021

AREA NORTH  
SOUTH  
EAST

AVG PRICE **\$890,455**  
**\$750,388**  
**\$575,867**

INCR/ DEC **+20.20%**  
**+14.00%**  
**+14.30%**