

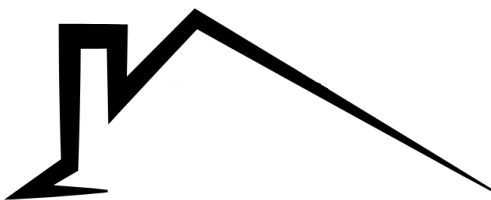
# LONDON

# MARKET SNAPSHOT

NOVEMBER 2022 Compared NOVEMBER 2021

**ROYAL LEPAGE**  
**TRILAND REALTY**  
 REAL ESTATE BROKERAGE

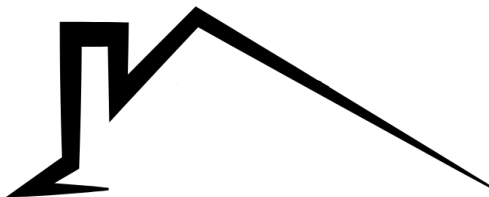
[www.royallepagetriland.com](http://www.royallepagetriland.com)



2022  
AVG SALES PRICE

**\$611,343**

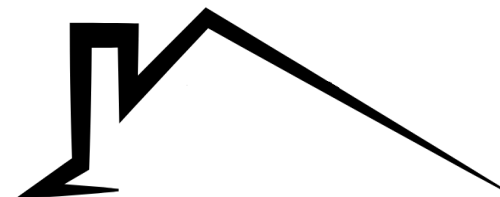
- 8.70% DOWN OVER 2021



2022  
UNITS SOLD

**318**

- 44.50% DOWN OVER 2021



2022  
NEW LISTINGS

**570**

- 1.00% DOWN OVER 2021

2022  
ACTIVE  
LISTINGS

**902**

329.50% UP OVER 2021

2022  
SALES TO NEW  
LISTINGS RATIO

**55.80%**

99.50% - 2021

2022  
MONTHS OF  
INVENTORY

**2.8** MONTHS

0.4 MONTHS - 2021

AREA NORTH  
SOUTH  
EAST

AVG PRICE \$705,725  
\$617,379  
\$502,606

INCR/ DEC - 13.50%  
- 5.50%  
- 7.50%