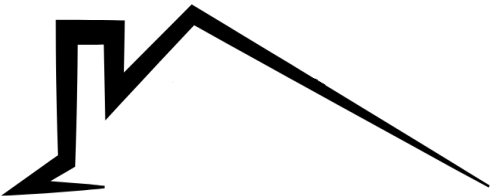
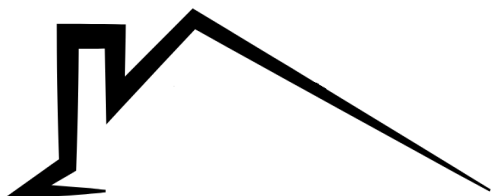
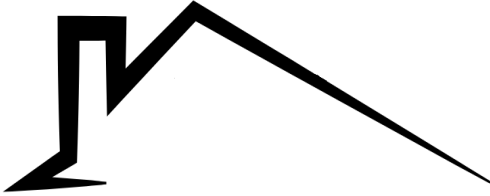


ST. THOMAS MARKET SNAPSHOT

SEPTEMBER 2022 Compared SEPTEMBER 2021



www.royallepagetriland.com

| | | |
|---------------------------------------------------------------------------------------------------------------------------------------------------------------|---------------------------------------------------------------------------------------------------------------------------------------------------------|--------------------------------------------------------------------------------------------------------------------------------------------------------|
|  2022 AVG SALES PRICE \$541,569 2.80% UP OVER 2021 |  2022 UNITS SOLD 46 - 38.70 DOWN OVER 2021 |  2022 NEW LISTINGS 92 9.50% UP OVER 2021 |
| 2022 ACTIVE LISTINGS 142 294.40% UP OVER 2021 | 2022 SALES TO NEW LISTINGS RATIO 50.0% 89.30% - 2021 | 2022 MONTHS OF INVENTORY 3.1 MONTHS 0.5 MONTHS - 2021 |

Source: Canadian MLS ® Systems, CREA - Statistics Based On Month Over Month Of Previous Year. *Independently Owned & Operated Brokerage