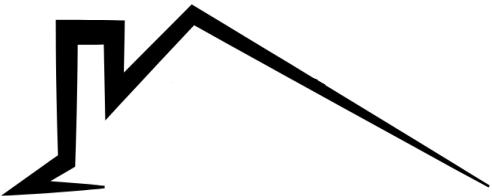
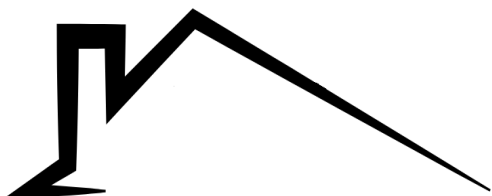
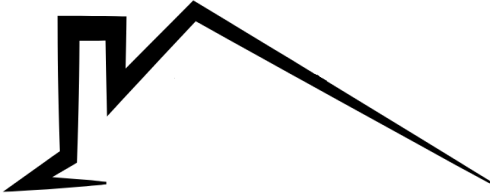


ST. THOMAS MARKET SNAPSHOT

APRIL 2023 Compared APRIL 2022



www.royallepagetriland.com

 2023 AVG SALES PRICE \$572,767 - 15.20% DOWN OVER 2022	 2023 UNITS SOLD 75 - 11.80 DOWN OVER 2022	 2023 NEW LISTINGS 78 - 47.30% DOWN OVER 2022
2023 ACTIVE LISTINGS 78 4.00% UP OVER 2022	2023 SALES TO NEW LISTINGS RATIO 96.20% 57.40% - 2022	2023 MONTHS OF INVENTORY 1 MONTH 0.9 MONTHS - 2022

Source: Canadian MLS ® Systems, CREA - Statistics Based On Month Over Month Of Previous Year. *Independently Owned & Operated Brokerage