

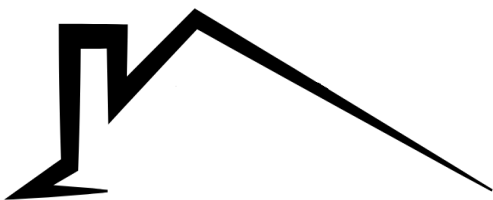
LONDON

MARKET SNAPSHOT

JULY 2023 Compared JULY 2022

ROYAL LEPAGE
TRILAND REALTY
REAL ESTATE BROKERAGE

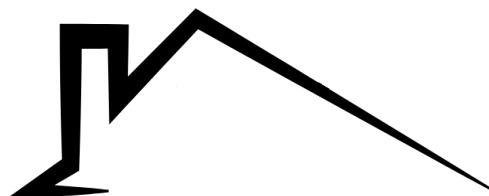
www.royallepagetriland.com



2023
AVG SALES PRICE

\$642,693

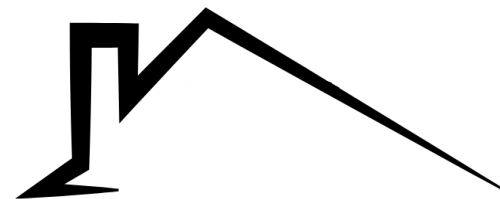
- 3.10% DOWN OVER 2022



2023
UNITS SOLD

463

18.40% UP OVER 2022



2023
NEW LISTINGS

951

9.20% UP OVER 2022

2023
ACTIVE
LISTINGS

1156

- 4.20% DOWN OVER 2022

2023
SALES TO NEW
LISTINGS RATIO

48.70%

44.90% - 2022

2023
MONTHS OF
INVENTORY

2.5 MONTHS

3.1 MONTHS - 2022

AREA

NORTH
SOUTH
EAST

AVG
PRICE

\$750,787
\$648,835
\$505,226

INCR/
DEC

- 1.70%
- 0.50%
- 7.80%