

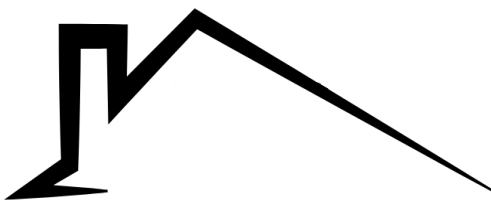
# LONDON

## MARKET SNAPSHOT

### MAY 2023 Compared MAY 2022

**ROYAL LEPAGE**  
**TRILAND REALTY**  
REAL ESTATE BROKERAGE

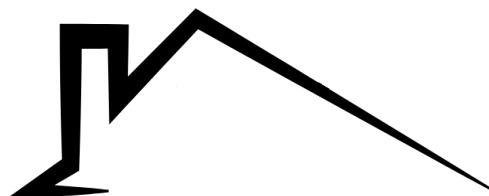
[www.royallepagetriland.com](http://www.royallepagetriland.com)



2023  
AVG SALES PRICE

**\$664,274**

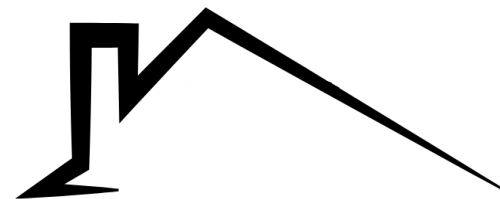
- 10.40% DOWN OVER 2022



2023  
UNITS SOLD

**604**

- 1.60% DOWN OVER 2022



2023  
NEW LISTINGS

**962**

- 29.60% DOWN OVER 2022

2023  
ACTIVE  
LISTINGS

**893**

- 12.70% DOWN OVER 2022

2023  
SALES TO NEW  
LISTINGS RATIO

**62.80%**

44.90% - 2022

2023  
MONTHS OF  
INVENTORY

**1.5** MONTHS

1.7 MONTHS - 2022

AREA

NORTH  
SOUTH  
EAST

AVG  
PRICE

**\$753,265**  
**\$763,072**  
**\$527,848**

INCR/  
DEC

- 14.20%  
- 7.90%  
- 8.70%