

# LONDON

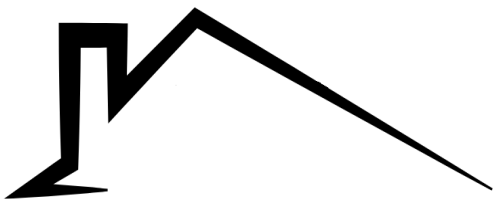
## MARKET SNAPSHOT

### APRIL 2024 Compared APRIL 2023



**TRILAND REALTY**  
BROKERAGE

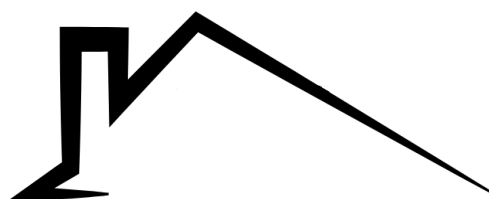
[www.royallepagetriland.com](http://www.royallepagetriland.com)



2024  
AVG SALES PRICE

**\$647,686**

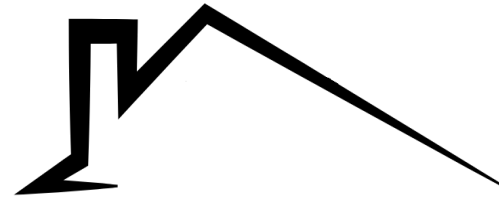
- 2.50% DOWN OVER 2023



2024  
UNITS SOLD

**495**

0.20% UP OVER 2023



2024  
NEW LISTINGS

**980**

44.10% UP OVER 2023

2024  
ACTIVE  
LISTINGS

**1302**

63.20% UP OVER 2023

2024  
SALES TO NEW  
LISTINGS RATIO

**50.50%**

72.60% - 2023

2024  
MONTHS OF  
INVENTORY

**2.6** MONTHS

1.6 MONTHS - 2023

AREA

NORTH  
SOUTH  
EAST

AVG  
PRICE

**\$747,114**  
**\$660,046**  
**\$526,540**

INCR/  
DEC

- 1.50%  
- 7.00%  
+ 1.20%