

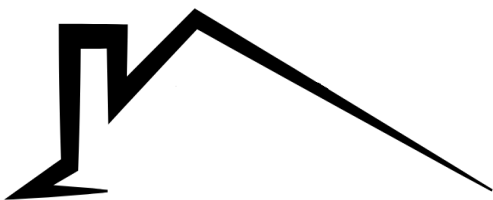
LONDON

MARKET SNAPSHOT

AUGUST 2023 Compared AUGUST 2022

ROYAL LEPAGE
TRILAND REALTY
REAL ESTATE BROKERAGE

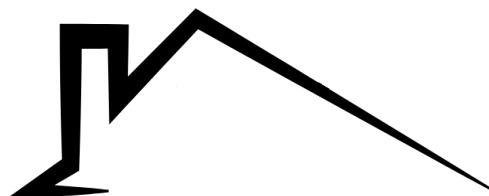
www.royallepagetriland.com



**2023
AVG SALES PRICE**

\$643,603

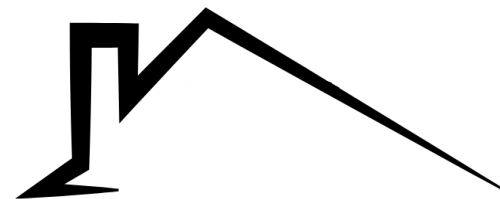
3.90% UP OVER 2022



**2023
UNITS SOLD**

397

- 1.50% DOWN OVER 2022



**2023
NEW LISTINGS**

841

12.90% UP OVER 2022

**2023
ACTIVE
LISTINGS**

1208

12.80% UP OVER 2022

**2023
SALES TO NEW
LISTINGS RATIO**

47.20%

54.10% - 2022

**2023
MONTHS OF
INVENTORY**

3 MONTHS

2.7 MONTHS - 2022

AREA
NORTH
SOUTH
EAST

**AVG
PRICE**
\$716,507
\$702,729
\$492,858

**INCR/
DEC**
- 5.30%
+ 13.00%
- 1.00%