

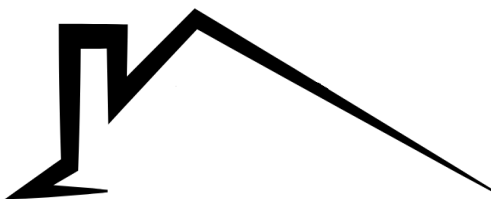
LONDON

MARKET SNAPSHOT

DECEMBER 2023 Compared DECEMBER 2022

ROYAL LEPAGE
TRILAND REALTY
REAL ESTATE BROKERAGE

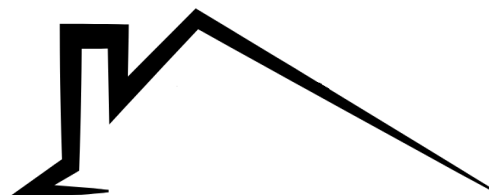
www.royallepagetriland.com



2023
AVG SALES PRICE

\$614,887

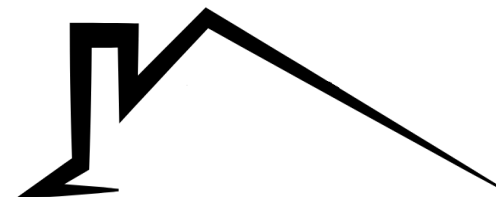
2.90% UP OVER 2022



2023
UNITS SOLD

246

19.40% UP OVER 2022



2023
NEW LISTINGS

264

1.50% UP OVER 2022

2023
ACTIVE
LISTINGS

924

36.90% UP OVER 2022

2023
SALES TO NEW
LISTINGS RATIO

93.20%

79.20% - 2022

2023
MONTHS OF
INVENTORY

3.8 MONTHS

3.3 MONTHS - 2022

AREA

NORTH
SOUTH
EAST

AVG
PRICE

\$675,433
\$636,539
\$503,734

INCR/
DEC

- 4.90%
+ 0.80%
+ 12.30%