

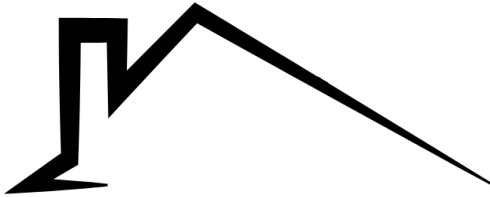
LONDON

MARKET SNAPSHOT

FEBRUARY 2024 Compared FEBRUARY 2023

ROYAL LEPAGE
TRILAND REALTY
REAL ESTATE BROKERAGE

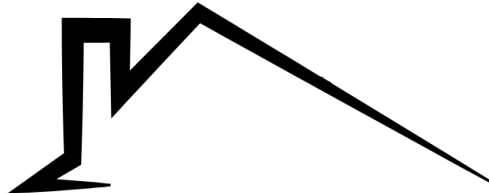
www.royallepagetriland.com



2024
AVG SALES PRICE

\$604,133

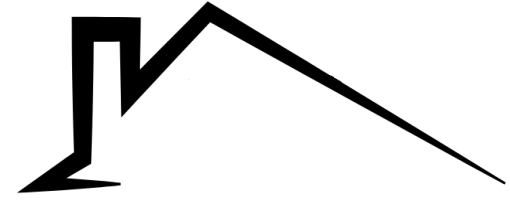
- 2.00% DOWN OVER 2023



2024
UNITS SOLD

413

32.80% UP OVER 2023



2024
NEW LISTINGS

685

32.20% UP OVER 2023

2024
ACTIVE LISTINGS

946

18.40% UP OVER 2023

2024
SALES TO NEW LISTINGS RATIO

60.30%

60.00% - 2023

2024
MONTHS OF INVENTORY

2.3 MONTHS

2.6 MONTHS - 2023

AREA NORTH
SOUTH
EAST

AVG PRICE \$704,356
\$611,351
\$497,204

INCR/DEC - 1.30%
+ 2.10%
- 8.40%