

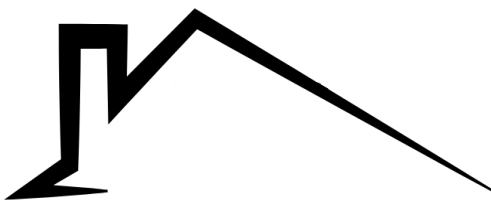
LONDON

MARKET SNAPSHOT

JANUARY 2024 Compared JANUARY 2023

ROYAL LEPAGE
TRILAND REALTY
REAL ESTATE BROKERAGE

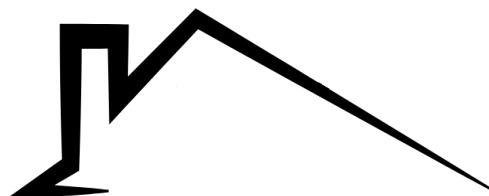
www.royallepagetriland.com



2024
AVG SALES PRICE

\$603,011

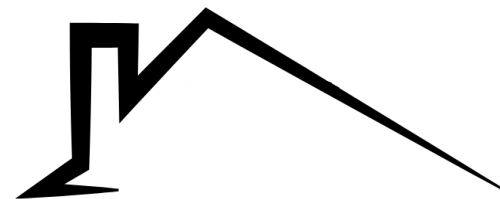
7.50% UP OVER 2023



2024
UNITS SOLD

307

24.80% UP OVER 2023



2024
NEW LISTINGS

583

7.80% UP OVER 2023

2024
ACTIVE
LISTINGS

884

20.80% UP OVER 2023

2024
SALES TO NEW
LISTINGS RATIO

52.70%

45.50% - 2023

2024
MONTHS OF
INVENTORY

2.9 MONTHS

3.0 MONTHS - 2023

AREA

NORTH
SOUTH
EAST

AVG
PRICE

\$709,057
\$619,553
\$475,072

INCR/
DEC

+ 2.70%
+ 7.60%
+ 8.10%