

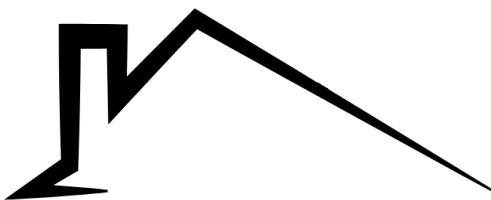
LONDON

MARKET SNAPSHOT

MARCH 2024 Compared MARCH 2023

ROYAL LEPAGE
TRILAND REALTY
REAL ESTATE BROKERAGE

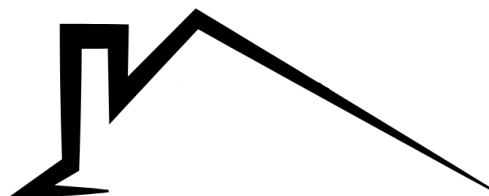
www.royallepagetriland.com



2024
AVG SALES PRICE

\$632,971

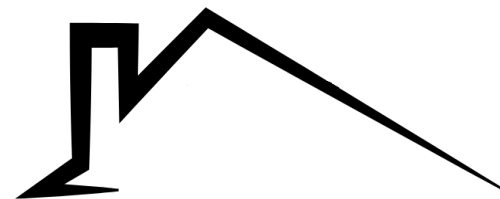
1.80% UP OVER 2023



2024
UNITS SOLD

458

- 6.90% DOWN OVER 2023



2024
NEW LISTINGS

838

14.80% UP OVER 2023

2024
ACTIVE
LISTINGS

1114

37.40% UP OVER 2023

2024
SALES TO NEW
LISTINGS RATIO

54.70%

67.40% - 2023

2024
MONTHS OF
INVENTORY

2.4 MONTHS

1.6 MONTHS - 2023

AREA

NORTH
SOUTH
EAST

AVG
PRICE

\$716,694
\$662,711
\$512,373

INCR/
DEC

- 1.50%
+ 1.00%
+ 6.60%