

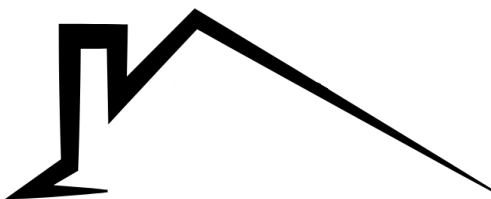
LONDON

MARKET SNAPSHOT

SEPTEMBER 2023 Compared SEPTEMBER 2022

ROYAL LEPAGE
TRILAND REALTY
REAL ESTATE BROKERAGE

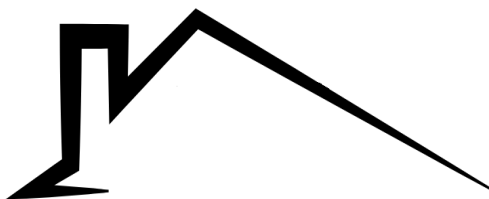
www.royallepagetriland.com



2023
AVG SALES PRICE

\$619,945

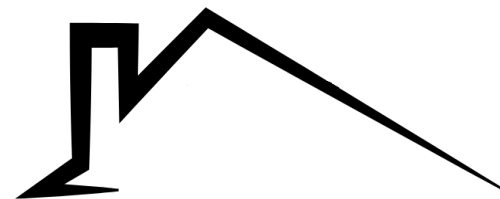
- 3.60% DOWN OVER 2022



2023
UNITS SOLD

334

- 8.70% DOWN OVER 2022



2023
NEW LISTINGS

949

18.80% UP OVER 2022

2023
ACTIVE
LISTINGS

1303

22.00% UP OVER 2022

2023
SALES TO NEW
LISTINGS RATIO

35.20%

45.80% - 2022

2023
MONTHS OF
INVENTORY

3.9 MONTHS

2.9 MONTHS - 2022

AREA

NORTH
SOUTH
EAST

AVG
PRICE

\$750,478
\$637,865
\$473,997

INCR/
DEC

- 5.80%
+ 2.90%
- 4.60%